brennenstuhl®

Scannen für detaillierte Anleitung
Scan for detailed guide
Scanner la notice d'utilisation détaillée
Scan voor gedetailleerde handleiding

DE Kurzanleitung
EN Quick guide
FR Guide de configuration rapide
NL Snelle handleiding
IT Guida veloce
SE Instruktionsguide
ES Instrucciones rápidas
PL Skrócony przewodnik
CZ Rychlý průvodce
HU Gyorstalpaló útmutató
RU Краткое руководство
TR Çabuk kılavuz
FI Pikaopastus
GR Γρήγορος οδηγός
PT Guia depressa
EE Kiire juhend
SK Rýchly sprievodca
SI Kratek vodnik
LT Trumpasis vadovas
LV Ātrā rokasgrāmata
RO Ghid de scurtă durată
BG Бързо ръководство

JARO

JARO 1060/JARO 1060 P/JARO 1060 W/JARO 1060 WP/JARO 1063/JARO 1063 P/JARO 3060/JARO 3060 P/JARO 3060 W/JARO 3060 WP/JARO 3063/JARO 3063 P/JARO 4060/JARO 4060 P/JARO 4060 W/JARO 4060 WP/JARO 4062/JARO 4063/JARO 4063 P/JARO 7060/JARO 7062/JARO 7063/JARO 7060 P/JARO 7063 P/JARO 11060/JARO 11062 CH/JARO 11060 P/JARO 14060/JARO 14062/JARO 14063/JARO 20060/JARO 20062/JARO 20062 4K/JARO 20063/JARO 27060/JARO 27062 CH/JARO 27062 4K

DE Vor Installation Stromversorgung trennen
EN Disconnect power supply before installation
FR Débrancher l'alimentation électrique avant l'installation
NL Schakel de stroomtoevoer uit voor de installatie
IT Scollegare l'alimentazione prima dell'installazione
ES Desconecte la fuente de alimentación antes de la instalación
SE Koppla bort strömförsörjningen före installationen
PL Przed montażem należy odłączyć zasilanie
CZ Před instalací odpojte napájení
HU Telepítés előtt húzza ki a tápellátást
RU Перед установкой отключите электропитание
TR Kurulumdan önce güç kaynağının bağlantısını kesin
FI Katkaise virtalähde ennen asennusta
GR Αποσυνδέστε την παροχή ρεύματος πριν από την εγκατάσταση
PT Desligar a alimentação antes da instalação
EE Enne paigaldamist ühendage vooluvõrk lahti
SK Pred inštaláciou odpojte napájanie
SI Pred namestitvijo odklopite napajanje
LT Prieš montuodami atjunkite maitinimo šaltinį
LV Pirms uzstādīšanas atvienojiet strāvas padevi
RO Deconectați alimentarea cu energie electrică înainte de instalare
BG Изключване на захранването преди монтаж

1

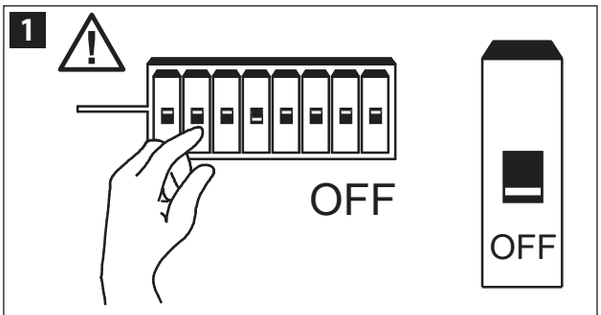

2

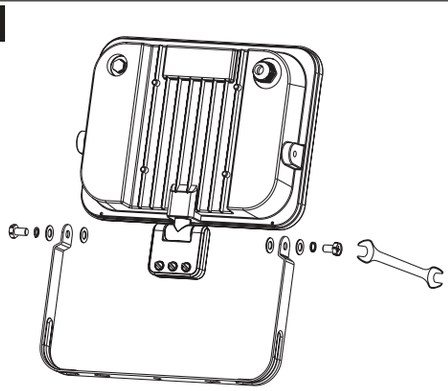

3

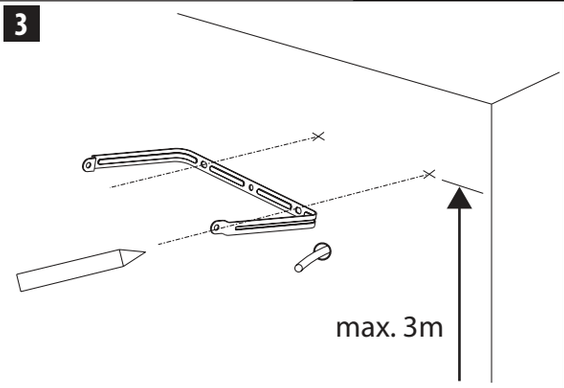

4

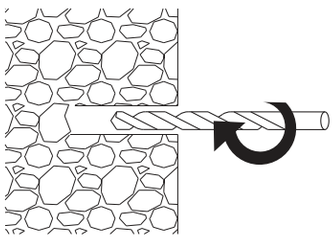

5

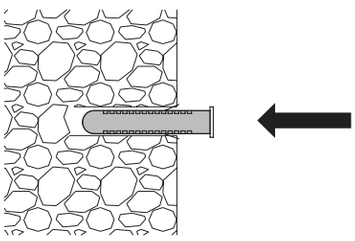

6

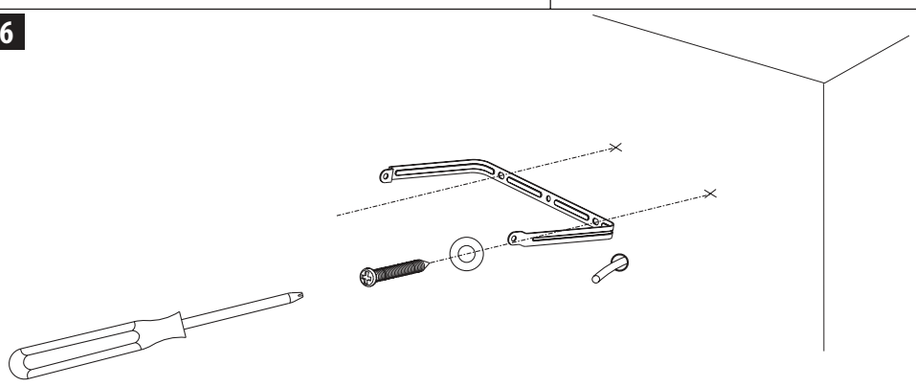

7

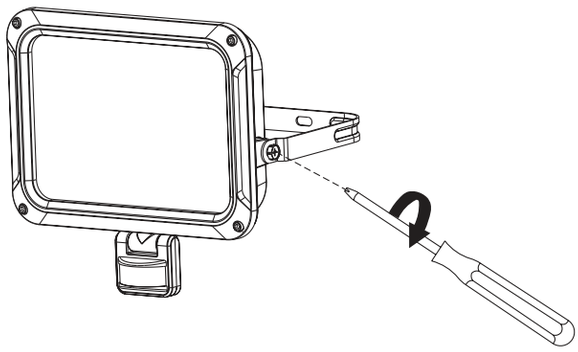

8

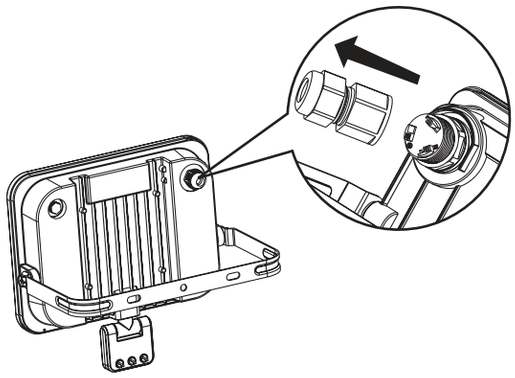

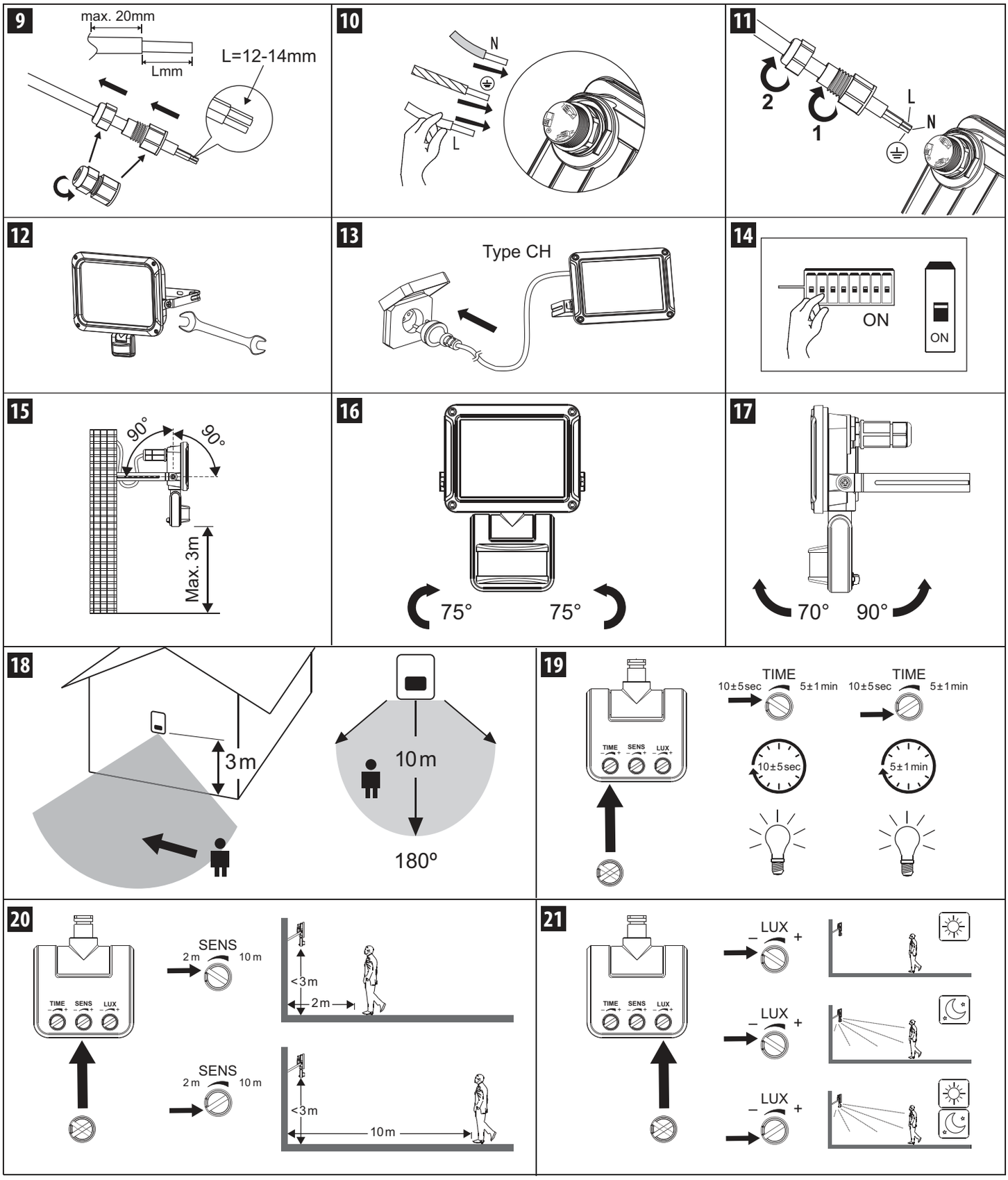

Hugo Brennenstuhl GmbH & Co. KG · Seestraße 1-3 · D-72074 Tübingen
H. Brennenstuhl S.A.S. · 4 rue de Bruxelles · F-67170 Bernolsheim
lectra technik ag · Blegistrasse 13 · CH-6340 Baar
Brennenstuhl UK Ltd. · No 1 Royal Exchange · London EC3V 3DG, UK
www.brennenstuhl.com · service.brennenstuhl.com

0534192/925